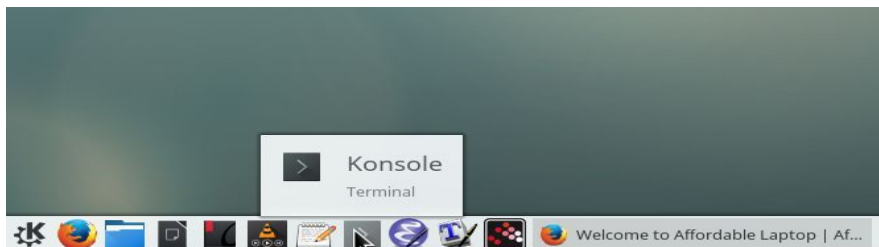


Fix for audio jack & bluetooth

Installation

1. Click on the link to download the patch file from <https://ld.iitb.ac.in/sites/default/files/update-2.run.zip> to **/home/user** directory

2. Open the terminal from the panel



3. Unzip the **update-2.run.zip** using unzip command

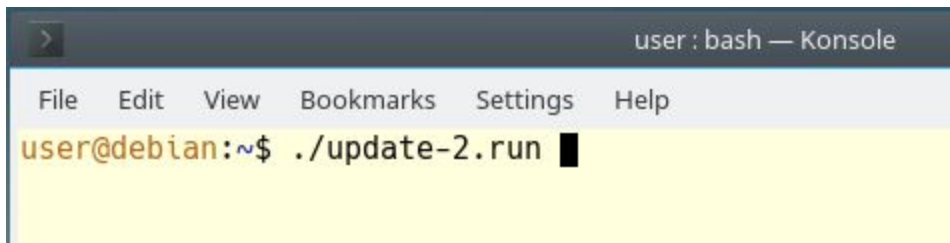
```
user : bash — Konsole
File Edit View Bookmarks Settings Help
user@debian:~$ unzip update-2.run.zip
Archive:  update-2.run.zip
  inflating: update-2.run
user@debian:~$ █
```

4. Make the **update-2.run** file executable as shown below



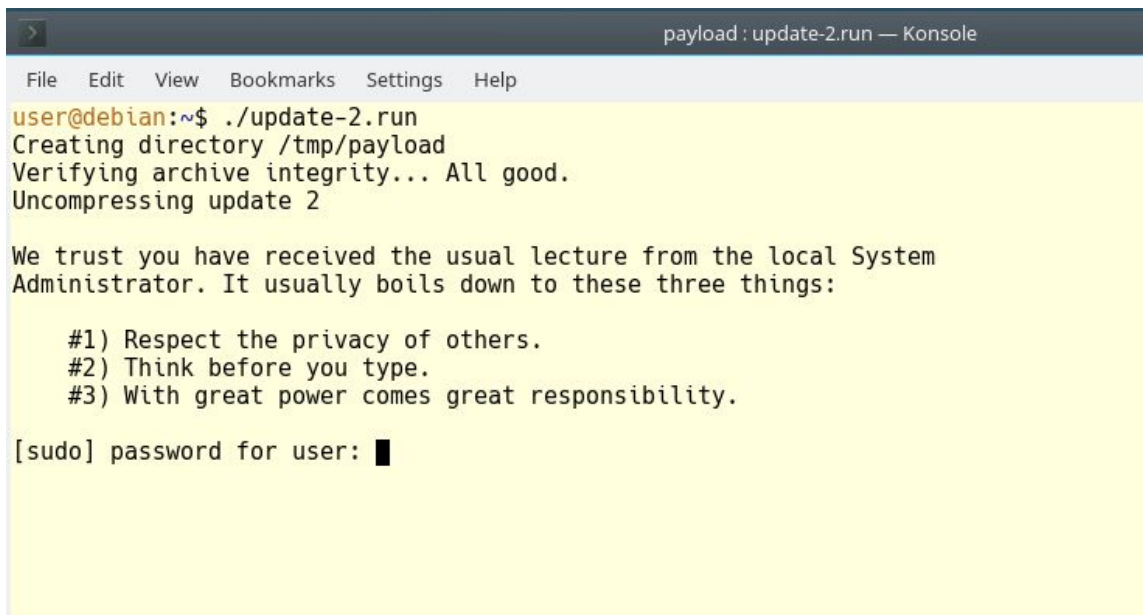
```
user : bash — Konsole
File Edit View Bookmarks Settings Help
user@debian:~$ chmod +x update-2.run
```

5. Execute the **update-2.run** file from the terminal



```
user : bash — Konsole
File Edit View Bookmarks Settings Help
user@debian:~$ ./update-2.run
```

6. Enter your password when prompted, the default password is **user**



```
payload : update-2.run — Konsole
File Edit View Bookmarks Settings Help
user@debian:~$ ./update-2.run
Creating directory /tmp/payload
Verifying archive integrity... All good.
Uncompressing update 2

We trust you have received the usual lecture from the local System
Administrator. It usually boils down to these three things:

#1) Respect the privacy of others.
#2) Think before you type.
#3) With great power comes great responsibility.

[sudo] password for user:
```

7. Once you enter the correct password the update process should finish in few seconds

```
user: bash — Konsole
File Edit View Bookmarks Settings Help
Generating grub configuration file ...
Found background image: /usr/share/images/desktop-base/desktop-grub.png
Found linux image: /boot/vmlinuz-4.19.0-rc7-iiTB
Found initrd image: /boot/initrd.img-4.19.0-rc7-iiTB
Found linux image: /boot/vmlinuz-4.14.13-iiTB-amd64
Found initrd image: /boot/initrd.img-4.14.13-iiTB-amd64
Adding boot menu entry for EFI firmware configuration
done
Reading package lists... Done
Building dependency tree
Reading state information... Done
crda is already the newest version (3.18-1).
crda set to manually installed.
wireless-regdb is already the newest version (2016.06.10-1).
wireless-regdb set to manually installed.
@ upgraded, @ newly installed, @ to remove and 264 not upgraded.
'/tmp/payload/40-crda.rules' -> '/etc/udev/rules.d/40-crda.rules'
SUBSYSTEM=="ieee80211", ACTION=="add", RUN+="lib/crda/setregdomain"
removed '/tmp/payload/40-crda.rules'
removed '/tmp/payload/update-2.sh'
removed '/tmp/payload/PUBKEY.txt'
removed '/tmp/payload/rtl8723bs_fw.bin'
removed '/tmp/payload/evbug.conf'
removed '/tmp/payload/bytcr-rt5651/bytcr-rt5651.conf'
removed '/tmp/payload/bytcr-rt5651/asound.state'
removed '/tmp/payload/bytcr-rt5651/README'
removed '/tmp/payload/bytcr-rt5651/HiFi.conf'
removed directory '/tmp/payload/bytcr-rt5651'
removed '/tmp/payload/asound'
removed '/tmp/payload/rtl8723bs_config-0BDA8723.bin'
removed directory '/tmp/payload'
user@debian:~$
```

8. Restart your laptop to complete the update process.

RDP



IIT Bombay-RDP Affordable Laptop Project